

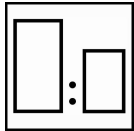
Autosurfacer WB

FOR PROFESSIONAL USE ONLY

Description

Autosurfacer WB is a water based primer surfacer suitable for all car refinishing systems. This primer surfacer can be used in a sanding or wet-on-wet in combination with all Sikkens topcoat systems with the exception of Autocryl Plus LV.

Sanding application



100 Autosurfacer WB

10 Activator WB



Use Sikkens measuring stick

14 Blue



Spray gun set-up:

1.5-1.8 mm

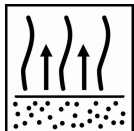
Application pressure:

1.7-2.2 bar at the air inlet.

HVLP max 8-10 psi (0.6-0.7 bar) at the air cap.




3 - 4 x 1 coat



Between coats:

Until completely matt



2 hours at 25°C / 30% R.H.


30 minutes at 60°C

3½ hours 25°C / 75% R.H.



Final sanding step: P500

See TDS S8.06.02



Recoatable with all Sikkens topcoats
with the exception of Autocryl Plus LV



Use suitable respiratory protection

Akzo Nobel Car Refinishes recommends the use of a fresh air supply respirator.

Read complete TDS for detailed product information

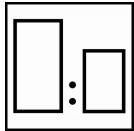
Autosurfacer WB

FOR PROFESSIONAL USE ONLY

Description

Autosurfacer WB is a water based primer surfacer suitable for all car refinishing systems. This primer surfacer can be used in a sanding or wet-on-wet in combination with all Sikkens topcoat systems with the exception of Autocryl Plus LV..

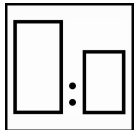
Non sanding



100 Autosurfacer WB
10-20 Autowave MM666



Stir thoroughly



100 Autosurfacer WB
10-20 Activator WB




Use Sikkens measuring stick

14 Blue

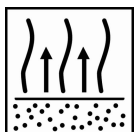


Spray gun set-up:
1.2-1.4 mm

Application pressure:
1.7-2.2 bar at the air inlet




1-2 coats



Between coats:
10-15 minutes at 25°C
Relative humidity of 30%

Before application:
30 minutes at 25°C
Relative humidity of 75%



Recoatable with all Sikkens topcoats
with the exception of Autocryl Plus LV



Use suitable respiratory protection
Akzo Nobel Car Refinishes recommends the use of a fresh air supply respirator.

Read complete TDS for detailed product information

Autosurfacer WB

FOR PROFESSIONAL USE ONLY

Description

Autosurfacer WB is a water based primer surfacer suitable for all car refinishing systems. This primer surfacer can be used in a sanding or wet-on-wet in combination with all Sikkens topcoat systems with the exception of Autocryl Plus LV..

Suitable substrates

Existing finishes	Glass Reinforced Polyester laminates (GRP)
Steel	Washprimer EM CF
Aluminium	Washprimer 1K CF
Galvanized steel	Primer Surfacer EPII
OEM electro coat (sanded)	

Note: Do not apply Autosurfacer WB over Polyester Putties.

Autosurfacer WB will provide adequate adhesion if applied directly to steel, however, we advise for systems which should meet the highest standards to apply Autosurfacer WB over Sikkens Washprimer. Allow for a minimum of 15 minutes flash-off time at 20°C after Washprimer application.

Autosurfacer WB can be applied on plastics parts which have been preceded by, 1K All Plastic Primer, 2K Plastic Primer.

Product and additives

	Autosurfacer WB
Activator	Activator WB
Additives	Autowave MM666 Autowave Solid MM toners (for tinting purpose) with the exception of MM245

Basic raw materials

Autosurfacer WB: Water soluble acrylic resin

Surface preparation



Remove contamination using an appropriate cleaner.



Sanding; final dry sanding steps; P180 - P320

For detailed surface preparation see TDS S8.06.02



Remove contamination using an appropriate cleaner.

Where bodyfiller is exposed, avoid contact with water (e.g. waterborne degreaser).

Autosurfacer WB

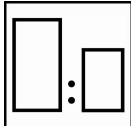
FOR PROFESSIONAL USE ONLY

Stir before use



Autosurfacer WB must be stirred thoroughly before use.

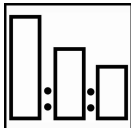
Tinting



If necessary, Autosurfacer WB can be tinted with up to 10 parts by volume with any solid Autowave MM colour with the exception of MM245.

In case of non sanding application; replace Autowave MM666 by any solid Autowave colour.

Mixing



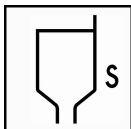
Sanding:

100 Autosurfacer WB
10 Activator WB

Non Sanding:

100 Autosurfacer WB
10-20 Autowave MM666 / solid MM colour
Stir thoroughly
10-20 Activator WB

Viscosity



20-25 seconds DIN cup 4 at 20°C

Spray gun set-up / application pressure



Spray gun

Gravity feed

Gravity feed

Fluid tip- set-up

Sanding
1.5-1.8 mm

Wet on wet
1.2-1.4 mm

Application pressure

1.7-2.2 bar at the spray gun air inlet
HVLP max 8-10 psi (0.6-0.7 bar) at the air cap

1.7-2.2 bar at the spray gun air inlet

Pot-life

3 months at 20°C.

Autosurfacers WB

FOR PROFESSIONAL USE ONLY

Application



Sanding

Spot application

Apply one coat over the total sanded area. Flash off until completely matt and apply the 2nd, 3rd and 4th coat within each preceding coat. Flash off until completely matt after each coat

Panel application:

Apply 3-4 coats and flash off until completely matt after each coat

Humidity and airflow will influence the Autosurfacers WB Flash-off and drying times. These times can be reduced to a minimum by using air accelerator systems with a minimum distance of 3 feet (1 meter) from the object, thus increasing the airflow over the object. Flash-off until the surface is completely matt, supports to achieve higher film build.

Non Sanding:

Apply 1-2 full wet coats over the total area.

Film thickness

Sanding (4 coats); 60-80 µm
Non Sanding (2 coat); 20-40 µm

Drying times sanding



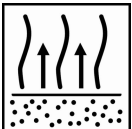
2 hours at 25°C/30% RH

3½ hours 25°C 75% RH

30 minutes at 60°C

I.R. drying is not recommended

Flash-off time wet on wet (non sanding)



Allow for a minimum Flash-off time of 30 minutes at 25°C / 30% RH prior to any topcoat application.

Apply the topcoat within 24 hours at 25°C / 30% RH

Should this maximum time be exceeded, abrade by P500 dry

Denibbing Non Sanding

For minor defects (e.g. dust) Autosurfacers WB can be denibbed with either P500 dry.

After a drying time of more than 24 hours thorough sanding is necessary!

Autosurfacer WB

FOR PROFESSIONAL USE ONLY

Final sanding



Final sanding step P500

For detailed surface preparation see TDS S8.06.02



Final sanding step P1000

For detailed surface preparation see TDS S8.06.02



Remove contamination using an appropriate cleaner.

Recoatable with

All Sikkens topcoats with the exception of Autocryl Plus LV

Material usage

By using the recommended application the theoretical material usage is 12 m²/liter RTS mixture.

The practical material usage depends on many factors i.e. shape of the object, roughness of the surface, application techniques, pressure and application circumstances.

Cleaning of equipment

Autowave Guncleaner.

Do not soak the spray gun for long periods with either Autowave Guncleaner or Activator WB.

VOC

2004/42/IIb(c)(540)260

The EU limit value for this product (product category: IIB. c) in ready to use form is max. 540 g/liter of VOC.
The VOC content of this product in ready to use form is max. 260 g/liter.

Product storage



Product shelf-life is determined when products are stored unopened at 20°C.

Avoid extreme temperature fluctuation.

- *For optimal performance, store opened products at application temperature*
- *Maximum transport and storage temperatures between 41°F-95°F (5°C-35°C).*
- *Frost causes gelling / lumps in Autosurfacer WB after which it no longer can be used.*
- *Product shelf life data see TDS S9.01.02*

Autosurfacer WB

FOR PROFESSIONAL USE ONLY

Akzo Nobel Coatings LTD

Address: Unit 2B, Didcot Park
Churchward, Southmead Industrial Estate
Didcot, Oxfordshire, OX11 7HB
Tel: +44 (0)1235 862226

FOR PROFESSIONAL USE WITH SUITABLE HS&E EQUIPMENT

IMPORTANT NOTE The information in this data sheet is not intended to be exhaustive and is based on the present state of our knowledge and on current laws: any person using the product for any purpose other than that specifically recommended in the technical data sheet without first obtaining written confirmation from us as to the suitability of the product for the intended purpose does so at his own risk. It is always the responsibility of the user to take all necessary steps to fulfill the demands set out in the local rules and legislation. Always read the Material Data Sheet and the Technical Data Sheet for this product if available. All advice we give or any statement made about the product by us (whether in this data sheet or otherwise) is correct to the best of our knowledge but we have no control over the quality or the condition of the substrate or the many factors affecting the use and application of the product. Therefore, unless we specifically agree in writing otherwise, we do not accept any liability whatsoever for the performance of the product or for any loss or damage arising out of the use of the product. All products supplied and technical advices given are subject to our standard terms and conditions of sale. You should request a copy of this document and review it carefully. The information contained in this data sheet is subject to modification from time to time in the light of experience and our policy of continuous development. It is the user's responsibility to verify that this data sheet is current prior to using the product.

Coatings brand names mentioned in this data sheet are trademarks of or are licensed to Akzo Nobel.

Head Office

Akzo Nobel Car Refinishes B.V., PO Box 3 2170 BA Sassenheim, The Netherlands. www.sikkenscr.com