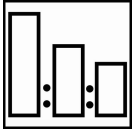


Sealer Plus

FOR PROFESSIONAL USE ONLY

Description

Two pack transparent sealer/adhesion promoter which can be recoated with any Sikkens topcoat. Sealer Plus provides excellent adhesion between substrate and topcoat.



100 Sealer Plus
50 Hardener P25
25 Plus Reducer



Use Sikkens measuring stick

11

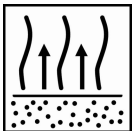


Spray gun set-up:
1.2-1.4 mm

Application pressure:
1.7-2.2 bar at the air inlet



1 coat



Hardener P25

Flash-off time:

15 minutes at 20°C

Recoat within:

3 hours at 20°C



Recoatable with all Sikkens topcoats



Use suitable respiratory protection

Akzo Nobel Car Refinishes recommends the use of a fresh air supply respirator.

Read complete TDS for detailed product information

Sealer Plus

FOR PROFESSIONAL USE ONLY

Description

Two pack transparent sealer/adhesion promoter which can be recoated with any Sikkens topcoat. Sealer Plus provides excellent adhesion between substrate and topcoat.

Suitable substrates

Existing finishes	Plywood
Glass Reinforced Polyester laminates	All Sikkens preparatory products

Product and additives

Sealer Plus

Hardeners Hardener P25
Autocrl Plus LV Hardener

Plus Reducer	Plus Reducer Fast	Spot and panel repairs. Temperature range 15°C-25°C.
	Plus Reducer Medium	Spot and panel repairs and large areas, temperature range: 20°C-30°C
	Plus Reducer Slow	Larger areas and complete paint jobs, temperature range: 25°C-35°C.

Thinner Autocryl Plus LV Thinner

Basic raw materials

Sealer Plus: Acrylic resin

Surface preparation



Remove contamination using an appropriate cleaner.



Sanding; final dry sanding steps; P320
For detailed surface preparation see TDS S8.06.02

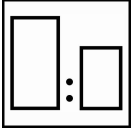


Remove contamination using an appropriate cleaner.

Sealer Plus

FOR PROFESSIONAL USE ONLY

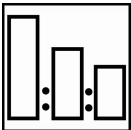
Tinting / Under the hood colours



Engine compartments can contain a matt or semi matt finish, so-called under the hood colors. Sealer Plus can be used to imitate such colors. Addition of 25 parts by volume of Autocryl Plus or Autocryl Plus LV is needed to obtain the required color and gloss level.

Stir the mixture thoroughly before adding the hardener and thinner as specified below.

Mixing



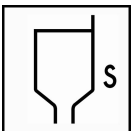
100 Sealer Plus
50 Hardener P25
25 Plus Reducer

Measuring stick No. 11

100 Sealer Plus
35 Autocryl Plus LV Hardener
25 Autocryl Plus LV Thinner

Measuring stick No. 26

Viscosity



15 seconds DIN cup 4 at 20°C

Spray gun set-up / application pressure



Spray gun

Gravity feed

Fluid tip-set-up

1.2-1.4 mm

Application pressure

1.7-2.2 bar at the spray gun air inlet
HVLP max 0.6-0.7 bar at the air cap

Pot-life

Hardener P25
Autocryl Plus LV Hardener

2 hours at 20°C
2 hours at 20°C

Application



Apply 1 full wet coat over the total area.

Optional: apply first a thin coat followed by a full wet coat after 2-3 minutes flash-off time at 20°C.

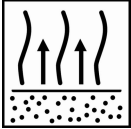
Film thickness

15-20 µm

Sealer Plus

FOR PROFESSIONAL USE ONLY

Flash-off time



Flash-off time 15 minutes at 20°C prior to topcoat application.
Apply topcoat within 3 hours at 20°C.

**Should this maximum time be exceeded, abrade by P500 dry or P1000 wet sanding paper
If Sealer Plus is tinted with Autocryl Plus LV, extend the drying times by 10-15 minutes at 20°C.

Recoatable with

All Sikkens topcoats

Material usage

By using the recommended application the theoretical material usage is: $\pm 26 \text{ m}^2/\text{liter RTS}$.

The practical material usage depends on many factors i.e. shape of the object, roughness of the surface, application techniques, pressure and application circumstances.

Cleaning of equipment

Sikkens Solvents or solvent borne Guncleaners

VOC

2004/42/IIb(c)(540)500

The EU limit value for this product (product category: IIB. c) in ready to use form is max. 540 g/liter of VOC.
The VOC content of this product in ready to use form is max. 500 g/liter.

Product storage

Product shelf-life is determined when products are stored unopened at 20°C.
Avoid extreme temperature fluctuation.

- *Product shelf life data see TDS S9.01.02*

Akzo Nobel Coatings LTD

Address: Unit 2B, Didcot Park
Churchward, Southmead Industrial Estate
Didcot, Oxfordshire, OX11 7HB
Tel: +44 (0)1235 862226

FOR PROFESSIONAL USE WITH SUITABLE HS&E EQUIPMENT

IMPORTANT NOTE The information in this data sheet is not intended to be exhaustive and is based on the present state of our knowledge and on current laws: any person using the product for any purpose other than that specifically recommended in the technical data sheet without first obtaining written confirmation from us as to the suitability of the product for the intended purpose does so at his own risk. It is always the responsibility of the user to take all necessary steps to fulfill the demands set out in the local rules and legislation. Always read the Material Data Sheet and the Technical Data Sheet for this product if available. All advice we give or any statement made about the product by us (whether in this data sheet or otherwise) is correct to the best of our knowledge but we have no control over the quality or the condition of the substrate or the many factors affecting the use and application of the product. Therefore, unless we specifically agree in writing otherwise, we do not accept any liability whatsoever for the performance of the product or for any loss or damage arising out of the use of the product. All products supplied and technical advices given are subject to our standard terms and conditions of sale. You should request a copy of this document and review it carefully. The information contained in this data sheet is subject to modification from time to time in the light of experience and our policy of continuous development. It is the user's responsibility to verify that this data sheet is current prior to using the product.

Coatings brand names mentioned in this data sheet are trademarks of or are licensed to Akzo Nobel.

Head Office

Akzo Nobel Car Refinishes B.V., PO Box 3 2170 BA Sassenheim, The Netherlands. www.sikkenscr.com