

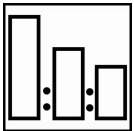
Autosurfacers HB

FOR PROFESSIONAL USE ONLY

Description

Autosurfacers HB is a fast drying two-pack high build primer-surfacer for car refinishing systems. Developed for panel and spot repairs where extreme high film build is required. Autosurfacers HB is only available as a sanding surfacer.

Sanding application



5 Autosurfacers HB
1 Hardener P25 / P35
1 Plus Reducers



Use Sikkens measuring stick

23 Violet

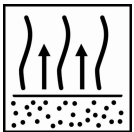


Spray gun set-up:
1.8-2.0 mm

Application pressure:
1.7-2.2 bar at the air inlet.




1-3 x 1 coat



Between coats:
5-10 minutes at 20°C

Before curing:
5-10 minutes at 20°C



3 hours at 20°C

30 minutes at 60°C



Final sanding step: P500
See TDS S8.06.02



Recoatable with all Sikkens topcoats



Use suitable respiratory protection
Akzo Nobel Car Refinishes recommends the use of a fresh air supply respirator.

Read complete TDS for detailed product information

Autosurfacers HB

FOR PROFESSIONAL USE ONLY

Description

Autosurfacers HB is a fast drying two-pack high build primer-surfacer for car refinishing systems. Developed for panel and spot repairs where extreme high film build is required. Autosurfacers HB is only available as a sanding surfacer.

Suitable substrates

Existing finishes
Steel
OEM electrocoat
Sikkens Washprimers

Glass Reinforced Polyester laminates
Polyester bodyfillers
Sikkens Polysurfacer
Primer Surfacer EP II

Autosurfacers HB will provide adequate adhesion if applied directly to steel. However, it is advise for systems which should meet the highest standards to apply Autosurfacers HB over Sikkens Washprimer. Allow for a minimum of 15 minutes flash-off time at 20°C after Washprimer application.

*Autosurfacers HB can be applied on plastics parts which have been preceded by;
1K All Plastic Primer or 2K Plastic Primer.*

Product and additives

Autosurfacers HB

Hardeners

Hardener P25: Spot or panel repairs at 20°C-25°C
Hardener P35: Larger panels at 20°C-40°C

Plus Reducers

Plus Reducer Fast Spot and panel repairs, temperature range: 15°C-25°C.
Plus Reducer Medium Spot and panel repairs and large areas, temperature range: 20°C-30°C.
Plus Reducer Slow Larger areas and complete paint jobs, temperature range: 25°C-35°C.
Plus Reducer Extra Slow Temperature range: above 35°C.

Additives

Autocryl Structure Paste (Fine); See TDS 6.27,
Elast-O-Actif; See S8.06.03c.

Basic raw materials

Autosurfacers HB: Acrylic resins
P Hardeners: Polyisocyanate resin

Surface preparation



Remove contamination using an appropriate cleaner.



Sanding; final dry sanding steps; P180 - P320
For detailed surface preparation see TDS S8.06.02



Remove contamination using an appropriate cleaner.
Where bodyfiller is exposed, avoid contact with water (e.g. waterborne degreaser).

Autosurfacers HB


FOR PROFESSIONAL USE ONLY

Stir before use



Autosurfacers HB must be stirred thoroughly before use.

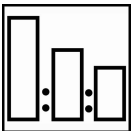
Tinting



If necessary, Autosurfacers HB can be tinted with up to 10 parts by volume with; Autocryl Plus LV MM toners.

After tinting Autosurfacers HB must be stirred thoroughly before adding either Hardener P25 or Hardener P35.

Mixing

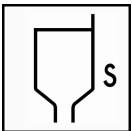


- 5 Autosurfacers HB
- 1 Hardener P25 / P35
- 1 Plus Reducers

Flexible parts

Once elasticized to the required level, Autosurfacers HB can be applied on plastic parts. All virgin plastic parts should be pre-coated with a suitable plastic primer
See TDS.S8.06.3c.

Viscosity



30-40 seconds DIN cup 4 at 20°C

Spray gun set-up / application pressure



Spray gun
Gravity feed

Fluid tip – set-up
1.8-2.0 mm

Application pressure
1.7-2.2 bar at the spray gun air inlet

For maximum build use large fluid tip and lower the application pressure.

Pot-life

Hardener P25; 1 hour at 20°C.

Hardener P35; 2 hours at 20°C.

Autosurfacer HB

FOR PROFESSIONAL USE ONLY

Application



Spot application:

Apply one coat over the total sanded area. Flash off until completely matt and apply the 2nd and 3rd coat within each preceding coat. Flash off until completely matt after each coat

Panel application:

Apply 2-3 coats and flash off until completely matt after each coat

Film thickness

By using the recommended application: 3 coats; 240-300 µm.

Drying time sanding



3 hours at 20°C.

2 hours at 40°C.

30 minutes at 60°C.

Indicated drying times relate to the use of P25 Hardener



Allow 5 minutes flash off prior to infra red curing
The panel temperature should not exceed 100°C.
For additional information; see TDS S9.01.01

Final sanding



Final sanding step P500

For detailed surface preparation see TDS S8.06.02



Final sanding step P1000

For detailed surface preparation see TDS S8.06.02



Remove contamination using an appropriate cleaner.

Recoatable with

All Sikkens topcoats

Autosurfacer HB

FOR PROFESSIONAL USE ONLY

Theoretical Coverage

By using the recommended application, the theoretical material usage is 4 m²/liter RTS mixture.

The practical material usage depends on many factors i.e. shape of the object, roughness of the surface, application techniques, pressure and application circumstances.

Cleaning of equipment

Sikkens Solvents or solvent borne guncleaners

VOC

2004/42/IIb(c)(540)520

The EU limit value for this product (product category: IIB. c) in ready to use form is max. 540 g/liter of VOC. The VOC content of this product in ready to use form is max. 520 g/liter.

Product storage

Product shelf-life is determined when products are stored unopened at 20°C.

Avoid extreme temperature fluctuation.

- *Product shelf life data see TDS S9.01.02*

Akzo Nobel Coatings LTD

Address: Unit 2B, Didcot Park
Churchward, Southmead Industrial Estate
Didcot, Oxfordshire, OX11 7HB
Tel: +44 (0)1235 862226

FOR PROFESSIONAL USE WITH SUITABLE HS&E EQUIPMENT

IMPORTANT NOTE The information in this data sheet is not intended to be exhaustive and is based on the present state of our knowledge and on current laws: any person using the product for any purpose other than that specifically recommended in the technical data sheet without first obtaining written confirmation from us as to the suitability of the product for the intended purpose does so at his own risk. It is always the responsibility of the user to take all necessary steps to fulfill the demands set out in the local rules and legislation. Always read the Material Data Sheet and the Technical Data Sheet for this product if available. All advice we give or any statement made about the product by us (whether in this data sheet or otherwise) is correct to the best of our knowledge but we have no control over the quality or the condition of the substrate or the many factors affecting the use and application of the product. Therefore, unless we specifically agree in writing otherwise, we do not accept any liability whatsoever for the performance of the product or for any loss or damage arising out of the use of the product. All products supplied and technical advices given are subject to our standard terms and conditions of sale. You should request a copy of this document and review it carefully. The information contained in this data sheet is subject to modification from time to time in the light of experience and our policy of continuous development. It is the user's responsibility to verify that this data sheet is current prior to using the product.

Coatings brand names mentioned in this data sheet are trademarks of or are licensed to Akzo Nobel.

Head Office

Akzo Nobel Car Refinishes B.V., PO Box 3 2170 BA Sassenheim, The Netherlands. www.sikkenscr.com