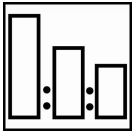


Autoclear 2.0

FOR PROFESSIONAL USE ONLY

Description

Two-pack VOC compliant clearcoat concept, designed for optimum application properties. This concept covers all sizes of repairs at optimum quality levels under all application conditions. The clearcoat technology will ensure a very robust and reliable product performance combined with high gloss level on Autowave 2.0.



- 3 Autoclear 2.0
- 3 Autoclear 2.0 Hardener
- 1 Autoclear 2.0 Reducer Fast / Slow



Use Sikkens measuring stick

21 Pink

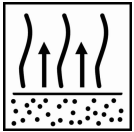


Spray gun set-up:
1.2-1.3 mm

Application pressure:
2.0-2.2 bar at the air inlet
HVLP max 0.6-0.7 bar at the air cap



2 x 1 coat
First apply a medium closed coat, next apply a full coat



Between coats
3-5 minutes at 20°C

Before curing
3-5 minutes at 20°C



Reducer Fast
Reducer Slow

	40°C	60°C
	30 minutes	15 minutes
	45 minutes	30 minutes



Use suitable respiratory protection
Akzo Nobel Car Refinishes recommends the use of a fresh air supply respirator.

Read complete TDS for detailed product information

Autoclear 2.0

FOR PROFESSIONAL USE ONLY

Description

Two-pack VOC compliant clearcoat concept, designed for optimum application properties. This concept covers all sizes of repairs at optimum quality levels under all application conditions. The clearcoat technology will ensure a very robust and reliable product performance combined with high gloss level on Autowave 2.0.

Product and additives

Autoclear 2.0

Hardener Autoclear 2.0 Hardener

Reducers Autoclear 2.0 Reducer Fast
Autoclear 2.0 Reducer Slow

No plasticiser (Elast-O-Activ) required for application on plastic car parts.

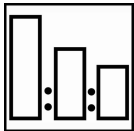
Basic raw materials

Autoclear 2.0: Polyol resins
Autoclear 2.0 Hardener: Poly-isocyanate resins

Suitable substrates

Autowave 2.0:
Autowave MM Optima
Sanded original finishes

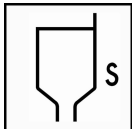
Mixing



3 Autoclear 2.0
3 Autoclear 2.0 Hardener
1 Autoclear 2.0 Reducer Fast / Slow
Use measuring stick No. 21 Pink

Note: Mix the paint after components A, B and C have been added!

Viscosity



Reducer Fast / Slow 15-17 seconds DIN Cup 4 at 20°C

Spray gun set-up / application pressure



Spray gun
Gravity feed

Fluid tip – set-up
1.2-1.3 mm

Application pressure
2.0-2.2 bar at the spray gun air inlet
HVLP max 0.6-0.7 bar at the air cap

Autoclear 2.0

FOR PROFESSIONAL USE ONLY

Application process & blending



Apply a medium closed coat, allowing for a 3-5 minutes flash-off time and apply a full coat
Flash-off 3-5 minutes before baking
Recoat with itself within 24 hours
For blending, see TDS S8.01.01.

Pot-life

Autoclear 2.0 Reducer Fast
Autoclear 2.0 Reducer Slow

1.5 hours at 20°C
2 hours at 20°C

Drying times



		20°C	40°C	60°C
2.0 Reducer Fast	Dust dry	25 minutes	10 minutes	5 minutes
	Dry to polish	16 hours	30 minutes	15 minutes
2.0 Reducer Slow	Dust dry	45 minutes	20 minutes	10 minutes
	Dry to polish	16 hours	45 minutes	30 minutes

Drying times (continued)



Allow 5 minutes flash off prior to infra red curing
The panel should not reach a temperature above 100°C while curing.
For additional infra red drying information; see TDS S9.01.01

Polishability



Ready to be polished after stated air-drying times have been reached, or after a full bake at 60°C object temperature.

Points of Attention

Thoroughly shake Autoclear 2.0 before use to ensure all additives are homogeneous, especially after prolonged storing of the material.

Film thickness

By using the recommended application (2 coats)

45-60 µm

Autoclear 2.0

FOR PROFESSIONAL USE ONLY**Theoretical Coverage**

Ready for use mixture at 1 µm layer thickness

522 m²/liter**Cleaning of equipment**

Sikkens Solvents or solvent borne guncleaners

VOC**2004/42/IB(d)(420)420**

The EU limit value for this product (product category: IIB.d) in ready to use form is max. 420 g/liter VOC.
The VOC content of this product in ready to use form is max. 420 g/liter.

Product storage

Product shelf-life is determined when products are stored unopened at 20°C.
Avoid extreme temperature fluctuation.

- *Product shelf life data see TDS S9.01.02*

Akzo Nobel Coatings LTD

Address: Unit 2B, Didcot Park
Churchward, Southmead Industrial Estate
Didcot, Oxfordshire, OX11 7HB
Tel: +44 (0)1235 862226

FOR PROFESSIONAL USE WITH SUITABLE HS&E EQUIPMENT

IMPORTANT NOTE The information in this data sheet is not intended to be exhaustive and is based on the present state of our knowledge and on current laws: any person using the product for any purpose other than that specifically recommended in the technical data sheet without first obtaining written confirmation from us as to the suitability of the product for the intended purpose does so at his own risk. It is always the responsibility of the user to take all necessary steps to fulfill the demands set out in the local rules and legislation. Always read the Material Data Sheet and the Technical Data Sheet for this product if available. All advice we give or any statement made about the product by us (whether in this data sheet or otherwise) is correct to the best of our knowledge but we have no control over the quality or the condition of the substrate or the many factors affecting the use and application of the product. Therefore, unless we specifically agree in writing otherwise, we do not accept any liability whatsoever for the performance of the product or for any loss or damage arising out of the use of the product. All products supplied and technical advices given are subject to our standard terms and conditions of sale. You should request a copy of this document and review it carefully. The information contained in this data sheet is subject to modification from time to time in the light of experience and our policy of continuous development. It is the user's responsibility to verify that this data sheet is current prior to using the product.

Coatings brand names mentioned in this data sheet are trademarks of or are licensed to Akzo Nobel.

Head Office

Akzo Nobel Car Refinishes B.V., PO Box 3 2170 BA Sassenheim, The Netherlands. www.sikkenscr.com