

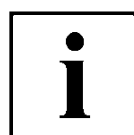
# Epoxy Primer 37035A (2K Version)

## Technical Data Sheet

### Product Group

### Epoxy Primer

#### Characteristics

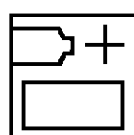


Product Information

Epoxy Primer 37035A is a corrosion-inhibiting, chromated 2-component amine-cured epoxy primer with improved adhesion properties for interior and exterior use.

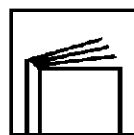
- Adheres to degreased, sealed and non-sealed anodized and CCC (chemical conversion coating) treated substrates.
- Resistance to aircraft hydraulic fluids and chemicals.
- Corrosion inhibiting.
- Compatible with polyurethane, epoxy and acrylic topcoats.

#### Components



Base	Epoxy Primer 37035A
Curing Solution	Hardener 92162

#### Specifications



Qualified Product List

Airbus	AIMS 04-04-001
Airbus	AIMS 04-04-003
Airbus	AIMS 04-04-004
Airbus	AIMS 04-04-038
Airbus	AIMS 04-04-040
Airbus	AIMS 04-04-041
Airbus	AIMS 04-04-042
Dornier	DOL 255
Eurofighter	SP-J-513-A-0016 Type I Class A
Eurofighter	SP-J-513-M-0021 Type I Class C
UK Ministry of Defense	BS2X 33 Type A and B

#### Surface Conditions



Cleaning

Prime chemical conversion coatings and anodized parts in a fresh condition according to the OEM guideline.

When Epoxy Primer 37035A is applied on non-chemically pretreated aluminum, the substrate should be thoroughly cleaned and degreased with Solvent Cleaning C28/15 (normal conditions) or Solvent Cleaning 98068 (warm conditions).

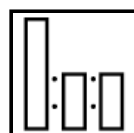
Treat new aluminum with grade P320 sandpaper or an aluminum oxide nonwoven abrasive pad to a uniform matt surface.

Clean aged primer or finish and activate the substrate using grade P320 sandpaper or an aluminum oxide nonwoven abrasive pad to a uniform matt surface.

Remove dust with clean tack rags or equivalent prior to application of the primer.

## Epoxy Primer 37035A (2K Version)

### Instruction for Use



Mixing Ratio

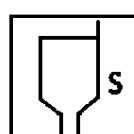
	Volume	Weight
Epoxy Primer 37035A	1 part	100 parts
Hardener 92162	1 part	66 parts

- Allow products to acclimatize to room temperature before use.
- Homogenize Epoxy Primer 37035A until all pigment is uniformly dispersed before adding the hardener.
- Epoxy Primer 37035A – Hardener 92162 are designed for use in automated plural mixing systems. Do not use this version for manual dosing and mixing.
- Automatically dose Hardener 92162 and homogenize the catalyzed mixture thoroughly by static mixer.



Induction Time

Not applicable. The product can be used directly after mixing.




Initial Spraying Viscosity  
(23°C/73°F)

32 – 36 seconds ISO Cup #3  
25 – 27 seconds Gardner Signature Zahn Cup #1



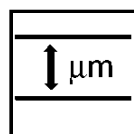
Note

Viscosity measurements are provided as guidelines only and are not to be used as quality control parameters. Certified information is provided by certification documentation available on request.



Pot life (23°C/73°F)


6 hours



Dry Film Thickness  
(DFT)

15 – 20 μm  
0.6 – 0.8 mil

### Application Recommendations



Conditions

Temperature: 15 – 35 °C  
59 – 95 °F

Relative Humidity: 35 – 75 %



Note

Epoxy Primer 37035A may be applied in conditions outside the limits shown above. Care must be exercised to ensure a satisfactory result. Please contact your local AkzoNobel Aerospace Coatings representative to determine the appropriate application techniques when environmental conditions fall outside of the recommended range.

## Epoxy Primer 37035A (2K Version)



Equipment Recommendation

Spray gun type	Product supply	Fluid Pressure	Nozzle orifice	Product flow	Dynamic air pressure at gun-inlet *
Conventional	N/A	N/A	1.4 – 1.6 mm	400 mL/min <sup>1</sup>	4 – 4.5 bar / 58 – 65 psi <sup>2</sup>
HVLP / Next Generation	N/A	N/A	1.4 – 1.6 mm	400 mL/min <sup>1</sup>	2 – 2.5 bar / 29 – 36 psi <sup>3</sup>
Air Atomizing (electrostatic)	N/A	N/A	1.2 - 1.5 mm	400 mL/min	4 – 4.5 bar / 58 – 65 psi <sup>2</sup>
Pressure Atomizing (electrostatic)	N/A	N/A	0.009 inch/60° 0.013 inch/60°	65 – 75 bar / 1.02 kpsi, 25 – 35 bar / 0.43 kpsi	4 – 4.5 bar / 58 – 65 psi <sup>2</sup>

<sup>1</sup> Product Flow not applicable when using gravity/suction feed guns.

<sup>2</sup> Dynamic Air Pressure at gun-inlet measured with an open trigger.

<sup>3</sup> General advice to meet the HVLP / next generation spray gun requirements, please validate with your local authorities.



Number of Coats

Spray-apply a homogeneous, wet and closed coat in order to achieve a dry film thickness of 15 – 20 µm / 0.6 – 0.8 mil.



Cleaning of Equipment

Solvent Cleaning C 28/15 or Solvent Cleaning 98068.



Note

The quality of the application of all coatings will be influenced by the spray equipment chosen and the temperature, humidity, and air flow of the paint application area. When applying the product for the first time, it is recommended that test panels be prepared to identify the best equipment settings to be used in optimizing the performance and appearance of the coating.

### Physical Properties



Drying Times

	23°C/73°F, 55% RH	60°C/140°F	80°C/176°F
Surface Dry	30 minutes	10 minutes*	10 minutes*
Dry to Handle	4 hours	N/A	N/A
Chemical Resistant	72 hours	45 minutes*	30 minutes*
Recoatable Minimum	30 minutes		
Recoatable Maximum	72 hours		

\* Elevated temperature dry times refer to substrate surface temperature. The achieved surface temperature is independent on the curing method (convection oven, IR cure, etc.). When force cured, allow the paint 5-minute ambient flash-off time with enough air movement before entering the component into the oven in order to obtain the best results.


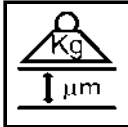



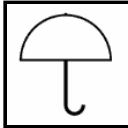


Note

If the maximum recoat time of 72 hours is exceeded, recondition the surface with grade P320 sandpaper or an aluminum oxide non-woven abrasive pad to a uniform matt surface.

Dry times and recoat times will vary depending on combinations of temperature, humidity, and airflow.

## Epoxy Primer 37035A (2K Version)

	Theoretical Coverage	16 m <sup>2</sup> per liter ready to apply at 15 µm dry film thickness. 642 ft <sup>2</sup> per US gallon ready to apply at 0.6 mil dry film thickness.	
	Dry Film Weight	1.8 g/m <sup>2</sup> /µm 0.0094 lbs/ft <sup>2</sup> /mil	
	Gloss (60°)	Maximum 20 GU	
	Color	Green	
	Flash Point	Epoxy Primer 37035A	<21°C / 70°F
		Hardener 92162	<21°C / 70°F
	Storage	Store the product dry and at a temperature between 5 and 35°C / 41 and 95°F per AkzoNobel Aerospace Coatings specification. Store in the original unopened containers. Storage temperature and shelf life may vary per OEM specification requirements. Refer to the container label for specific storage life information.	
	Shelf life 5 - 35°C (41 - 95°F)	Epoxy Primer 37035A	24 months
		Hardener 92162	24 months

### Safety Precautions

Comply with all local safety, disposal and transportation regulations. Check the Material Safety Data Sheet (MSDS) and label of the individual products carefully before using the products. The MSDS's are available on request.

Revision date: October 2023 (supersedes April 2023) - FOR PROFESSIONAL USE ONLY

### IMPORTANT NOTE

The information in this data sheet is not intended to be exhaustive and is based on the present state of our knowledge and on current laws: any person using the product for any purpose other than that specifically recommended in the technical data sheet without first obtaining written confirmation from us as to the suitability of the product for the intended purpose does so at his own risk. It is always the responsibility of the user to take all necessary steps to fulfill the demands set out in the local rules and legislation. Always read the Material Data Sheet and the Technical Data Sheet for this product if available. All advice we give or any statement made about the product by us (whether in this data sheet or otherwise) is correct to the best of our knowledge but we have no control over the quality or the condition of the substrate or the many factors affecting the use and application of the product. Therefore, unless we specifically agree in writing otherwise, we do not accept any liability whatsoever for the performance of the product or for any loss or damage arising out of the use of the product. All products supplied and technical advice given is subject to our standard terms and conditions of sale. You should request a copy of this document and review it carefully. The information contained in this data sheet is subject to modification from time to time in the light of experience and our policy of continuous development. It is the user's responsibility to verify that this data sheet is current prior to using the product. Brand names mentioned in this data sheet are trademarks of or are licensed to AkzoNobel