

SRA LV Aerosol

SRA LV Aerosol is specialty aerosol solvent designed for dissolving the overspray and fade out edge created during spot repairing or blending. Reducer SRA LV can be used with any Sikkens acrylic urethane topcoat or clearcoat. The MIR compliant mix of special solvents in Reducer SRA LV assists in making a seamless transition from repair to existing finish.

**Safety Considerations**

- Use suitable personal protection.
- When exposed to paint or solvents AkzoNobel recommends the use of a fresh air supply respirator.

**Fade Out Edge Preparation**

- Prepare the full strength topcoat or clearcoat application area with P1000 on a D/A with interface pad or a gray scuff pad and Sikkens Blend Prep.
- Prepare the solvent blend application area with a gold scuff pad or damp sponge and Sikkens Blend Prep. The area must extend past the intended melt-in area.

**Use With Ready to Spray Paint**

- For blending applications, prepare the topcoat or clearcoat as described in the topcoat or clearcoat TDS.

**Prepare SRA LV Aerosol**

- Shake before use to ensure that all of the components of SRA LV Aerosol are blended together.

**Application Distance**

- Use an application distance of approximately 3-5 inches (7-13 cm).

**Application of SRA LV Aerosol**

- Apply 1-3 quick, thin coats to the overspray edge.
- Extend from the edge of the paint application area into the existing vehicle finish to melt in the applied paint.

**Flash Between Coats**

- SRA LV Aerosol requires time to dissolve into the existing finish.
 - Approximately 15 seconds is needed between layers of SRA LV Aerosol.

**Drying**

- Refer to the mixed and applied product TDS for drying recommendations.

Read complete the complete TDS and the product Safety Data Sheet (SDS) for detailed product information.

Description

SRA LV Aerosol is specialty aerosol solvent designed for dissolving the overspray and fade out edge created during spot repairing or blending. Reducer SRA LV can be used with any Sikkens acrylic urethane topcoat or clearcoat. The MIR compliant mix of special solvents in Reducer SRA LV assists in making a seamless transition from repair to existing finish.

Blending of Topcoat or Clearcoat

- AkzoNobel strongly recommends the application of clear coat over the entire panel being repaired. There are, however, instances where this is not practical. Such as repairs on older vehicles where economics would dictate that a warranty is not required. In these instances, it may be acceptable to solvent blend the clear coat into small areas such as a rocker panel, sail panel or on vertical areas only.
- Solvent blending techniques and procedures explained in this TDS are not OEM approved or warranted by AkzoNobel.

Suitable Substrates

- Refer to TDS for the paint product that SRA LV Aerosol will be used with for information on suitable substrates.

Compatible Products

- Sikkens Acrylic Urethane Clearcoats
- Sikkens Acrylic Urethane Topcoats

Products and Additives

- SRA LV Aerosol – Item # 562816

○ SDS and TDS for products available online at – <http://my.anaac.net/>

Basic Raw Materials

- SRA LV Aerosol – Specially formulated MIR complaint solvent blend

Substrate Preparation – Clearcoat Blending**Pre-Cleaning**

- If needed pre-wash the repair with warm soap and water. Rinse completely with clean water.
- Clean with M600 Surface Cleaner, AutoPrep Ultra-Prep (VOC compliant) or Anti-Static surface cleaners.

**Fade Out Edge Preparation**


- Prepare the full strength clearcoat application area with P1000 on a D/A with interface pad or a gray scuff pad and Sikkens Blend Prep.
- Prepare the clearcoat blending (melt-in) application area with a gold scuff pad or damp sponge and Sikkens Blend Prep. This area must extend past the intended melt-in area.

**Surface Cleaning – Prior to Paint Application**

- Clean with M600 Surface Cleaner, AutoPrep Ultra-Prep (VOC compliant) or Anti-Static surface cleaners.

Mixing

- For aerosol blending applications, prepare the topcoat or clearcoat as described in the product TDS.

Application SRA LV Aerosol**Topcoat or Clearcoat Application**

- Apply topcoat or clearcoat as per the TDS for the selected material within the preparation area.
- Control the overspray edge during application.
- Flash applied material for 1-3 minutes before the application of the SRA LV Aerosol.

**Prepare SRA LV Aerosol**

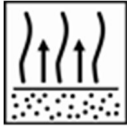
- Shake before use to ensure that all of the components of SRA LV Aerosol are blended together.

**Application Distance**

- Use an application distance of approximately 3-5 inches (7-13 cm).

**Application of SRA LV Aerosol**

- Apply 1-3 quick, thin coats to the overspray edge.
- Extend from the edge of the paint application area into the existing vehicle finish to melt in the overspray edge.



Flash Between Coats

- SRA LV Aerosol requires time to dissolve into the existing finish.
 - Approximately 15 seconds is needed between layers of SRA LV Aerosol.
 - Do not flash the fade out area with accelerated air movement.



Clean The Spray Nozzle


- After application, invert the aerosol and depress the nozzle.
- This allows the propellant to clean the nozzle.

Drying / Curing Time



- Dry the applied paint according to its TDS specifications.
 - Additional drying with infra-red will provide the most favorable through hardening in the blend area and less chance of damaging it during detail.
 - If the paint is baked, follow the product TDS recommendations for cool down before detailing.

Recoating



- Refer to the applied product TDS for information on recoating.

VOC / Regulatory Information



Product

- SRA LV Aerosol

VOC Lbs./Ga.

– 5.95

VOC Gr./Lt.

– 714

CARB MIR

– 1.00

- Do not handle until the Safety Data Sheets have been read and understood. Regulations require that all employees be trained on Safety Data Sheets for all chemicals with which they come in contact. The manufacturer recommends the use of an air-supplied respirator when exposed to vapors or spray mist.

Product Storage



- Store unopened, or products in use with approved closed containers and proper labeling. Store in moderate temperatures between 40°F - 95°F (5°C – 35°C). Avoid too much temperature fluctuation. Optimum storage temperature is approximately 70°F (21°C).

- SRA LV Aerosol

– 2 Years



North America

SRA LV Aerosol

Technical Data Sheet

Others

09/13/18

FOR PROFESSIONAL USE ONLY

AkzoNobel Inc., North America

Address: 1845 Maxwell Street – Troy, MI USA

Telephone: 800.618.1010

FOR PROFESSIONAL USE ONLY

IMPORTANT NOTE The information in this data sheet is not intended to be exhaustive and is based on the present state of our knowledge and on current laws: any person using the product for any purpose other than that specifically recommended in the technical data sheet without first obtaining written confirmation from us as to the suitability of the product for the intended purpose does so at his own risk. It is always the responsibility of the user to take all necessary steps to fulfill the demands set out in the local rules and legislation. Always read the Safety Data Sheet and the Technical Data Sheet for this product if available. All advice we give or any statement made about the product by us (whether in this data sheet or otherwise) is correct to the best of our knowledge but we have no control over the quality or the condition of the substrate or the many factors affecting the use and application of the product. Therefore, unless we specifically agree in writing otherwise, we do not accept any liability whatsoever for the performance of the product or for any loss or damage arising out of the use of the product. All products supplied and technical advices given are subject to our standard terms and conditions of sale. You should request a copy of this document and review it carefully. The information contained in this data sheet is subject to modification from time to time in the light of experience and our policy of continuous development. It is the user's responsibility to verify that this data sheet is current prior to using the product.

Coatings brand names mentioned in this data sheet are trademarks of or are licensed to AkzoNobel.

Head Office

AkzoNobel Car Refinishes B.V., PO Box 3, 2170 BA Sassenheim, The Netherlands. www.sikkenscr.com