

OTO Quick Degreaser

OTO Quick Degreaser is a very aggressive cleaner, suitable for cleaning bare steel and aluminum surfaces, old existing 2K paint finishes (with the exception of thermoplastic acrylic finishes) especially for removing solvent solvable wax from new body parts.

OTO Quick Degreaser is more aggressive than Sikkens M600 Surfacers Cleaner and Anti-Static Surface Cleaner. In Canada (regulated market) these products are approved only for cleaning automotive refinishing surfaces with a hand-held spray bottle prior to sanding.



Safety Considerations

- Use suitable personal protection including protective gloves.
- When exposed to paint or solvents AkzoNobel recommends the use of a fresh air supply respirator.
- Place used cleaning towels in a fire rated container to avoid the risk of fire.
- Refer to product Safety Data Sheet (SDS) for more information.




OTO Quick Degreaser Suitable Surfaces –

- Metals
- Sanded primer surfacers on metals
- Painted metal surfaces

Do NOT use on –

- Plastics
- Fiberglass or composites
- Reversible existing finishes



Mixing

- Mixing is not required. Cleaner is ready to use.



Step #1 – Pre-Cleaning

- Wash the repair with warm soap and water then dry.



Step #2 – Surface Cleaning

- Use a two-towel method incorporating clean, lint free towels.
- With the 1st towel, wet the surface and scrub to loosen contamination.




Step #3 – Dry the Surface

- With the 2nd towel wipe to dry until the surface is completely dry.



Step #4 – Completely Evaporate

- After towel drying, make sure degreaser is evaporated completely prior to sanding.



Recoatibility

- Do not leave cleaned surfaces exposed for extended times before painting.

Read the complete TDS and the product Safety Data Sheet (SDS) for detailed product information.

Description


OTO Quick Degreaser is a very aggressive cleaner, suitable for cleaning bare steel and aluminum surfaces, old existing 2K paint finishes (with the exception of thermoplastic acrylic finishes) especially for removing solvent solvable wax from new body parts.

OTO Quick Degreaser is more aggressive than Sikkens M600 Surfacers Cleaner and Anti-Static Surface Cleaner.

In Canada (regulated market) these products are approved only for cleaning automotive refinishing surfaces with a hand-held spray bottle prior to sanding.

Product Assortment**Product**

- OTO Quick Degreaser
 - Item #385009 (1 Gallon)
 - Item #385007 (5 Gallon)
 - Item #385016 (53 Gallon)
- Solvent based cleaners may not be allowed for use in VOC regulated localities. Always check local regulations.
- Stock unopened or used products in approved closed containers with proper labeling. Store in moderate temperatures between 40°F - 95°F (5°C - 35°C). Avoid too much temperature fluctuation. Optimum storage temperature is approximately 70°F (21°C).
- OTO Quick Degreaser Shelf Life - 2 years

Mixing**Mixing**

- Mixing is not required. Product is ready to use.

Suitable Surfaces**Suitable Surfaces -**

- Bare metals
- Stable existing finishes
- Sikkens primers on metal

Do NOT use on -

- Plastics
- Fiberglass or composites
- Reversible existing finishes



- Due to the potential for flash-fire, OTO Quick Degreaser should not be used on plastic, fiberglass or composite parts. For these applications, use Anti-Static Surface Cleaner or AkzoNobel Autoprep Ultra-Prep Surface Cleaner (Item #509927).

Cleaning Points to Consider**Surface Cleaning Notes**

- Select the most suitable surface cleaner for your repair.
 - Remember to never use OTO Quick Degreaser on plastic parts.
 - If Anti-Static will be used, always check the reversibility of primed surfaces before use. If the primer is reversed with Anti-Static, clean with AkzoNobel AutoPrep Ultra-Prep Surface Cleaner (Item #509927) instead. Refer to the relevant TDS for details.
- To protect your hands from solvent and the work surface from contamination wear solvent resistant gloves.
- Never touch a cleaned surface with bare hands after cleaning is finished. The transfer of hand oils and salts can cause cratering, poor adhesion or blistering.

Commercial Vehicles

- It is important to prevent dirt residue from getting into construction joints of vans bodies and trucks during cleaning and degreasing.
 - Vertical panels should be cleaned and degreased from the bottom upward and subsequently from the top downwards.
 - Disregarding proper cleaning of these areas may cause application and / or adhesion problems once paint is applied.

Surface Condensation

- While a surface is being cleaned with solvent the cleaner will evaporate and condensation may be formed on the surface.
- The same issue may occur when a vehicle is transferred from cold temperatures to hotter temperatures. Allow vehicles one hour to acclimatize prior to paint. Double walled and insulated vehicles may require longer.
- The first coat of paint can be applied after the surface to be painted is the same temperature as the surrounding environment and the moisture has completely evaporated. Earlier application may lead to adhesion problems.

Surface Cleaning Method**Step #1 – Pre-Cleaning**

- When a repair is to be made or a finish is to be recoated, the first thing to do is to wash the car or the surface of the body panel to be worked on.
 - For efficient cleaning and removal of water-soluble contaminants such as bird droppings, bugs, or tree sap wash down the vehicle with warm water and pH neutral detergent.
 - Rinse with clean water and dry with a clean cloth.

**Step #2 – Surface Cleaning**


- Use a two-towel method incorporating clean, lint free towels.
 - Work on one 12 by 12-inch area at a time until the entire surface is cleaned.
 - With the 1st towel, wet the surface and scrub to loosen contamination.

**Step # 3 – Dry the Surface**

- With the 2nd towel wipe to dry until the surface is completely dry.
 - Do not allow the cleaner to evaporate on the panel substrate surface, or the contamination on the surface will remain.
 - Wipe the surface thoroughly dry before the degreaser evaporates.

**Step #4 – Allow to Completely Evaporate**

- After towel drying, make sure degreaser is evaporated completely prior to sanding.

Recoating

- Do not leave cleaned surfaces exposed for extended times before painting.
 - If this occurs, repeat the cleaning and degreasing process for the affected area.

VOC / Regulatory Information

Notice: Do not handle until the Safety Data Sheets have been read and understood. Regulations require that all employees be trained on Safety Data Sheets for all chemicals with which they come in contact. The manufacturer recommends the use of an air-supplied respirator when exposed to vapors or spray mist.

OTO Quick Degreaser VOC:

– 7.05 lbs/gal (846 g/L)

AkzoNobel Inc., North America**Address: 1845 Maxwell Street – Troy, MI USA****Telephone: 800.618.1010****FOR PROFESSIONAL USE ONLY**

IMPORTANT NOTE The information in this data sheet is not intended to be exhaustive and is based on the present state of our knowledge and on current laws: any person using the product for any purpose other than that specifically recommended in the technical data sheet without first obtaining written confirmation from us as to the suitability of the product for the intended purpose does so at his own risk. It is always the responsibility of the user to take all necessary steps to fulfill the demands set out in the local rules and legislation. Always read the Safety Data Sheet and the Technical Data Sheet for this product if available. All advice we give or any statement made about the product by us (whether in this data sheet or otherwise) is correct to the best of our knowledge but we have no control over the quality or the condition of the substrate or the many factors affecting the use and application of the product. Therefore, unless we specifically agree in writing otherwise, we do not accept any liability whatsoever for the performance of the product or for any loss or damage arising out of the use of the product. All products supplied and technical advices given are subject to our standard terms and conditions of sale. You should request a copy of this document and review it carefully. The information contained in this data sheet is subject to modification from time to time in the light of experience and our policy of continuous development. It is the user's responsibility to verify that this data sheet is current prior to using the product.

Coatings brand names mentioned in this data sheet are trademarks of or are licensed to AkzoNobel.

Head Office

AkzoNobel Car Refinishes B.V., PO Box 3, 2170 BA Sassenheim, The Netherlands. www.sikkenscr.com